

HOLOGIC®

THE
Right

DETECTION.
THE FIRST TIME.

Get her back to everyday
life by accurately detecting
vaginitis from an objective and
comprehensive method.



Aptima® BV
Assay

Aptima® CV/TV
Assay

Vaginitis is a Leading Reason for OBGYN Visits¹⁻²

Most women will experience an episode of vaginitis at least once in their lifetime.³



90% of vaginitis is caused by **Bacterial vaginosis (BV)**, **Candida vaginitis (CV)** and **Trichomonas vaginalis (TV)** infections, either individually or in combination.⁴



When symptomatic, many women resort to self-treating before visiting an HCP; however, self-diagnosis of vaginitis is not recommended.⁵

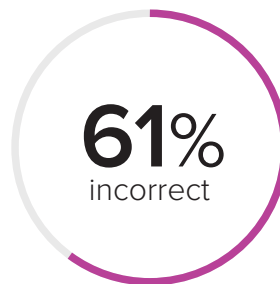
► Mixed infections and overlapping symptoms make clinical diagnosis a challenge.⁶

► 30% of symptomatic women will remain undiagnosed after clinical evaluation.⁶⁻⁷

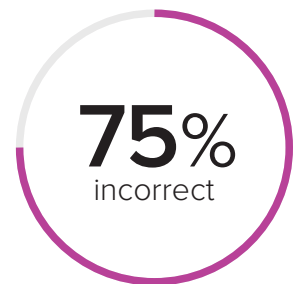
Traditional Diagnostic Methods Lead to Misdiagnosis⁸



Bacterial Vaginosis
(Amsel Criteria)



Bacterial Vaginosis
(Physical Exam)



Mixed Infection
(Microscopy)



► **37%** of women with BV are also infected with TV and/or *Candida* species.⁹

► **More than 50%** of women diagnosed with BV experience recurrent symptoms within 12 months.⁹



The Risks of Delayed Diagnosis or Misdiagnosis

Untreated BV and TV infections can lead to increased risk for complications associated with¹¹:



Acquisition of Sexually Transmitted infections (STIs) including chlamydia, gonorrhea, *Mycoplasma genitalium*, HPV and HIV.



Pelvic inflammatory Disease (PID) and cervicitis.



Pregnancy-related concerns such as premature delivery and low birth weight.

The DNA Probe Method Is Less Comprehensive, Less Sensitive, and Lacks Specificity

	BV	TV	CV
DNA Probe Method	<ul style="list-style-type: none"> ▶ BV is 90.1% sensitive and only 67% specific resulting in a high number of false positives.¹² ▶ The detection of only <i>G. vaginalis</i> is not a specific marker for BV thus it cannot be used to diagnose BV.¹³ ▶ ACOG does not currently support DNA probe method for diagnosis of BV.¹⁴ 	<ul style="list-style-type: none"> ▶ TV sensitivity is 46% resulting in underdiagnosis of TV.¹² ▶ CDC and ACOG do not currently support DNA probe method for diagnosis of TV.^{11,14} 	<ul style="list-style-type: none"> ▶ Does not speciate <i>Candida</i>.¹⁴ ▶ Only 58% sensitive for <i>Candida</i>.¹²
Aptima® BV, CV/TV Assays	<ul style="list-style-type: none"> ▶ Aptima BV assay targets three indicators of the vaginal microbiome: <i>Lactobacillus</i>, <i>G. vaginalis</i>, and <i>A. vaginalis</i>.¹⁵ ▶ Aptima BV assay provides a clear diagnosis for BV with a high sensitivity of 95-97% and specificity of 86-90%.¹⁵ 	<ul style="list-style-type: none"> ▶ Aptima TV assay has been shown to be 97% sensitive for the detection of <i>Trichomonas vaginalis</i>. As part of the Aptima CV/TV assay, the specificity range is 95-99% by collection device.^{16,17} ▶ CDC and ACOG recommend NAAT testing for diagnosis of TV.^{11,14} 	<ul style="list-style-type: none"> ▶ Aptima CV/TV assay qualitatively reports <i>Candida</i> species group (<i>C. albicans</i>, <i>C. tropicalis</i>, <i>C. parapsilosis</i>, and <i>C. dubliniensis</i>), <i>Candida glabrata</i>, and TV.¹⁶ ▶ The Aptima CV/TV assay delivers a total of 3 positive or negative results. The CV portion of the CV/TV assay has a sensitivity of 85-93% and specificity of 91-99%.¹⁶ ▶ <i>C. glabrata</i> is important to identify because it could be azole resistant, thus may require alternative treatment.¹⁴

Aptima® NAAT Assays Are More Accurate in Identifying Vaginitis Pathogens than Traditional Diagnostic Methods

Detect Up to

3x

More Infections

- ▶ **Detects 3 times more mixed infection cases** than clinical diagnosis with wet mount, culture, and Amsel's criteria.¹⁸
- ▶ **Detects mixed infections more frequently** than either clinical evaluation or probe testing.¹⁸
- ▶ **Detects 3 times more TV infections** than wet-mount microscopy.^{11,19}

Test together. Treat differently.

	BV	TV	Candidiasis
Treatment**10	<ul style="list-style-type: none"> ▶ Metronidazole ▶ Clindamycin 	<ul style="list-style-type: none"> ▶ Metronidazole 	<ul style="list-style-type: none"> ▶ Clotrimazole ▶ Miconazole ▶ Tioconazole ▶ Butoconazole ▶ Terconazole ▶ Fluconazole
Clinical Management	<ul style="list-style-type: none"> ▶ Recommend additional STI testing 	<ul style="list-style-type: none"> ▶ Recommend additional STI testing, EPT, and retest less than 3 months after initial treatment. 	<ul style="list-style-type: none"> ▶ Recommend follow-up for persistent or recurrent symptoms after treatment ▶ Consider azole resistance with <i>C. glabrata</i> call out

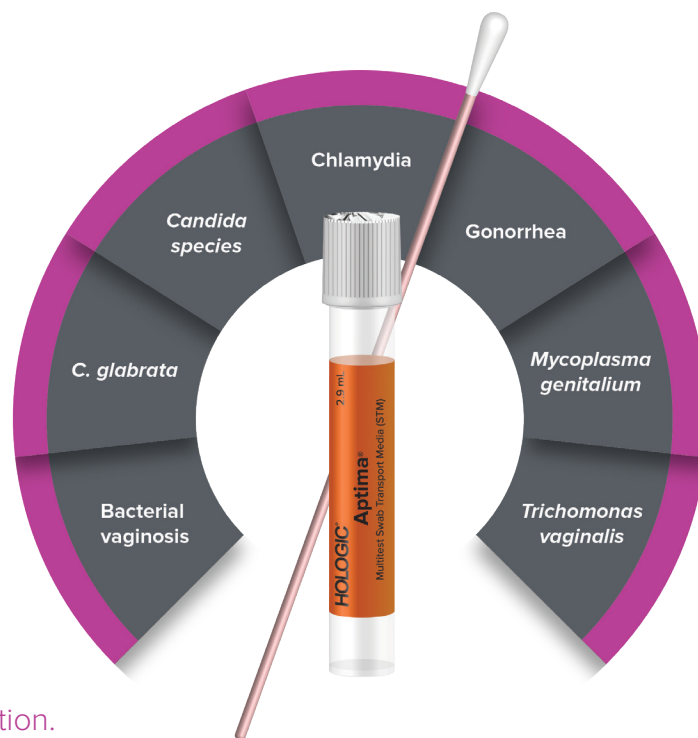
*Please refer to the CDC Treatment Guidelines for dosing and alternatives.

Aptima® Multitest Swab Collection Kit

One sample. Multiple results.
Maximum efficiency.

Detect up to **7 infections** and disease states from just one vaginal swab sample:

- ▶ Bacterial vaginosis
- ▶ *Candida species*
- ▶ *Candida glabrata*
- ▶ *Trichomonas vaginalis*
- ▶ Chlamydia
- ▶ Gonorrhea
- ▶ *Mycoplasma genitalium*



Visit [HologicWomensHealth.com](https://www.hologicwomenshealth.com) for more information.

References: 1. CDC. Division of STD Prevention, National Center for HIV/AIDS, Viral Hepatitis, STD, and TB Prevention, Centers for Disease Control and Prevention. Bacterial Vaginosis (BV) Statistics. 2. Schwabke JR, Taylor SN, Ackerman R, et al. Clinical validation of the Aptima bacterial vaginosis and Aptima Candida/Trichomonas vaginitis assays: results from a prospective multicenter clinical study. J Clin Microbiol. 2020;58(2):e01643-19. 3. Goje OL. Advancing the Diagnosis of Vaginitis. CLPMag. 2020. 4. Sobel JD. Vulvovaginitis in healthy women. Compr Ther. 1999;25(6-7):335-346. doi:10.1007/BF02944280 5. Paladine HL, Desai UA. Vaginitis: diagnosis and treatment. Am Fam Physician. 2018;97:321-329. 6. Anderson MR, Klink K, Cohrsen A. Evaluation of vaginal complaints. JAMA. 2004;291(11):1368-1379. 7. Hainer BL, Gibson MV. Vaginitis. Am Fam Physician. 2011;83(7):807-815. 8. Schwertz A, Taras D, Rusch K, Rusch V. Throwing the dice for the diagnosis of vaginal complaints? Ann Clin Microbiol Antimicrob. 2006;5:4. Published 2006 Feb 17. 9. Belley-Montfort L, Lebed J, Smith B, et al. Sensitivity of the Amsel's Criteria compared to the Nugent Score in absence and in presence of Trichomonas vaginalis (TV) and/or Candida SPP among women with symptomatic vaginitis/vaginosis. Sex Transm Infect. first published as 10.1136/sextrans-2015-052126.290 on 18 May 2015. 10. Bradshaw CS, Morton AN, Hocking J, et al. High recurrence rates of bacterial vaginosis over the course of 12 months after oral metronidazole therapy and factors associated with recurrence. J Infect Dis. 2006;193(11):1478-1486. 11. Workowski, et al. Sexually Transmitted Infections Treatment Guidelines 2021. MMWR Recomm Rep 2021;70 12. Cartwright, Charles P, Ramachandran, et al. Comparison of nucleic acid amplification assays with BD affirm VPIII for diagnosis of vaginitis in symptomatic women. J Clin Microbiol. 2013;51(11): 3694-3699. 13. Redelinghuys MJ, Geldenhuys J, Jung H, Kock MM. Bacterial vaginosis: current diagnostic avenues and future opportunities. Front Cell Infect Microbiol. 2020;10:354. 14. Committee on Practice Bulletins—Gynecology. Vaginitis in Nonpregnant Patients: ACOG Practice Bulletin, Number 215. Obstet Gynecol. 2020;135(1):e1-e17. 15. Aptima BV Assay [package insert] AW-23712-001, San Diego, CA; Hologic, Inc., 2023 16. Aptima CV/TV assay [package insert] AW-23713, San Diego, CA; Hologic, Inc., 2023 17. Aptima Trichomonas vaginalis assay [package insert] AW-27552, San Diego, CA; Hologic, Inc., 2024 18. Schwabke JR, Gaydos CA, Nyirjesy P, et al. Diagnostic performance of a molecular test versus clinician assessment of vaginitis. J Clin Microbiol. 2018;56. doi:10.1128/JCM.00252. 19. Hollman D, Coupey SM, Fox AS, Herold BC. Screening for Trichomonas vaginalis in high-risk adolescent females with a new transcription-mediated nucleic acid amplification test (NAAT): associations with ethnicity, symptoms, and prior and current STIs. J Pediatr Adolesc Gynecol. 2010 Oct;23(5):312-6. doi: 10.1016/j.jpaa.2010.03.004. Epub 2010 May 21. PMID: 20493735.

PB-00917-001 Rev. 005 © 2024 Hologic, Inc. All rights reserved. Hologic, Aptima and associated logos are trademarks and/or registered trademarks of Hologic, Inc. and/or its subsidiaries in the United States and/or other countries. This information is intended for medical professionals in the U.S. and is not intended as a product solicitation or promotion where such activities are prohibited. Because Hologic materials are distributed through websites, eBroadcasts and trade shows, it is not always possible to control where such materials appear. For specific information on what products are available for sale in a particular country, please contact your local Hologic representative or write to diagnostic.solutions@hologic.com.

Aptima® BV
Assay

Aptima® CV/TV
Assay